



THERMODYNE STEAM TRAP

MODEL **FP32 QuickTrap®**
STAINLESS STEEL

UNIVERSAL THERMODYNAMIC DISC TRAPS WITH THERMOSTATIC AIR VENTING

Features

Inline replaceable 2-bolt universal flange traps for steam mains, tracers and light process.

1. Two-bolt flange connector permits trap replacement in minutes without disturbing piping.
2. Universal flange allows trap to be positioned in the correct attitude, regardless of pipeline configuration.
3. Screen located in connector to provide protection while keeping trap module replacement costs low.
4. Air jacketing reduces cycling and extends life.
5. Quick thermostatic air venting with bimetal ring for fast start-up.
6. Lapped disc provides steam-tight seal without air binding.
7. Hardened stainless steel working surfaces.



Specifications

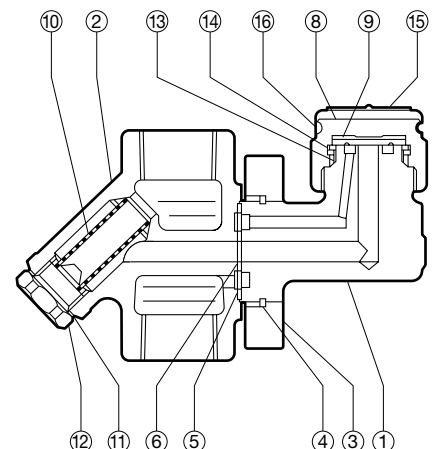
Model		FP32		
Connection		Screwed	Socket Welded	Flanged
Size		1/2", 3/4", 1"	DN 15, 20, 25	
Maximum Operating Pressure (barg)	PMO	32		
Minimum Operating Pressure (barg)		0.25		
Maximum Operating Temperature (°C)	TMO	350		
Maximum Back Pressure		80% of Inlet Pressure		

PRESSURE SHELL DESIGN CONDITIONS (**NOT** OPERATING CONDITIONS): Maximum Allowable Pressure (barg) PMA: 32 1 bar = 0.1 MPa
Maximum Allowable Temperature (°C) TMA: 350



To avoid abnormal operation, accidents or serious injury, DO NOT use this product outside of the specification range. Local regulations may restrict the use of this product to below the conditions quoted.

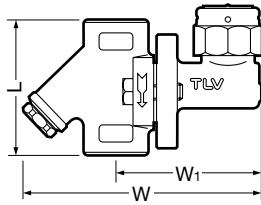
No.	Descript	Material*	DIN	ASTM/AISI
① ^T	Trap Body	Stainless Steel SUS420J2	1.4031	AISI420
②	Connector Body	Cast Stainl. Steel SCS13A	1.4312	A351 Gr. CF-8
③ ^T	Connector Flange	Carbon Steel A105	1.0460	A105
④ ^T	Snap Ring	Carbon Steel SWRH57	1.0535	AISI1055
⑤ ^{MT}	Outer Connector Gasket	Stainl. Stl. /Graphite SUS304	1.4301	AISI304
⑥ ^{MT}	Inner Connector Gasket	Stainl. Stl. /Graphite SUS304	1.4301	AISI304
⑦ ^T	Connector Bolt**	Alloy Steel A193 Gr. B7	1.7258	A193 Gr. B7
⑧ ^T	Cover	Stainless Steel SUS420F2	1.4005	AISI420F
⑨ ^T	Disc	Stainless Steel SUS420J2	1.4031	AISI420
⑩	Screen outer/inner	Stainless Steel SUS430/304	1.4016/4301	AISI 430/304
⑪ ^M	Screen Holder Gasket	Stainless Steel SUS316L	1.4404	AISI316L
⑫	Screen Holder	Stainless Steel SUS303	1.4305	AISI303
⑬ ^T	Air Vent Ring	Bimetal	—	—
⑭ ^T	Disc Holder Ring	Stainless Steel SUS420F2	1.4028	AISI420F2
⑮ ^T	Nameplate	Stainless Steel SUS304	1.4301	AISI304
⑯ ^T	Air Jacket (Cap)	Stainless Steel SUS304	1.4301	AISI304
⑰	Flange***	Cast Stainl. Steel/Stainless Steel SCS13A/SUS304	1.4312/4301	A351 Gr.CF8/AISI304



* Equivalent materials ** Shown overleaf *** Shown overleaf, shape and material depend on flange specifications
Replacement kits available: (M) maintenance parts, (T) Trap unit P32

Dimensions

● **FP32**
Screwed

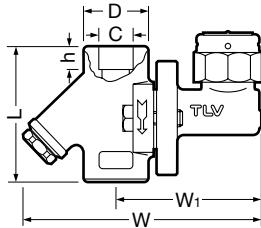


FP32 Screwed* (mm)

Size	L	W	W ₁	Weight (kg)
1/2"	80	143	87	1.5
3/4"				
1"	96	166	91	1.8

* BSP DIN 2999, other standards available

● **FP32**
Socket Welded

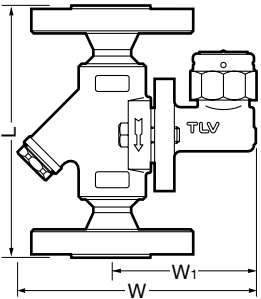


FP32 Socket Welded* (mm)

DN	L	W	W ₁	φD	φC	h	Weight (kg)
15	80	143	87	37	21.70	13	1.5
20					27.05		
25	96	166	91	44	33.80		1.8

* ASME B16.11, other standards available

● **FP32**
Flanged

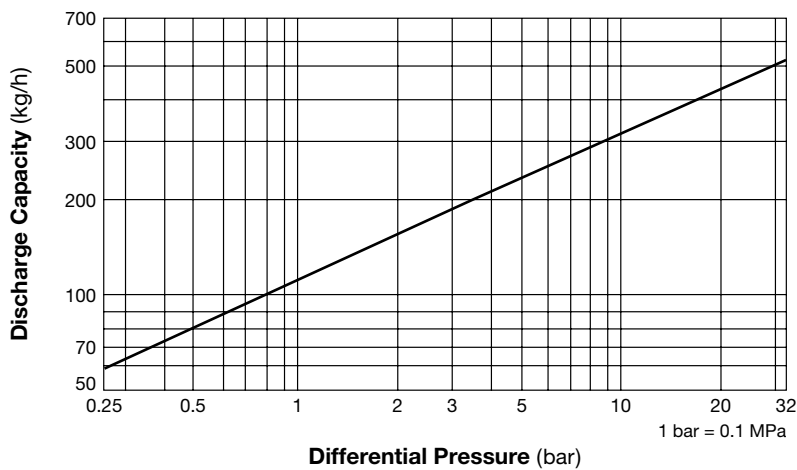


FP32 Flanged (mm)

DN	L				W	W ₁	Weight* (kg)
	DIN 2501	ASME Class					
	PN25/40	150RF	300RF	600RF			
15	150	140	140	140	143	87	4.8
20		165	165	165			
25		210	210	210			5.0

Other standards available, but length and weight may vary
* Weight is for DIN PN 25/40

Discharge Capacity



1. Differential pressure is the difference between the inlet and outlet pressure of the trap.
2. Recommended safety factor: at least 2.

Manufacturer **TLV[®] CO., LTD.** ISO 9001/ISO 14001
Kakogawa, Japan

is approved by LRQA Ltd. to ISO 9001/14001